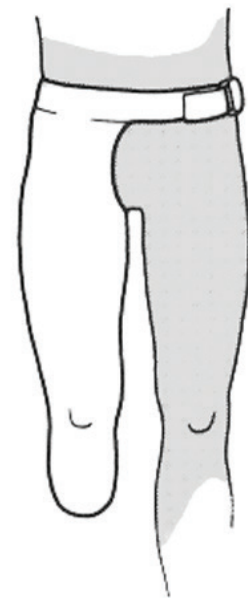
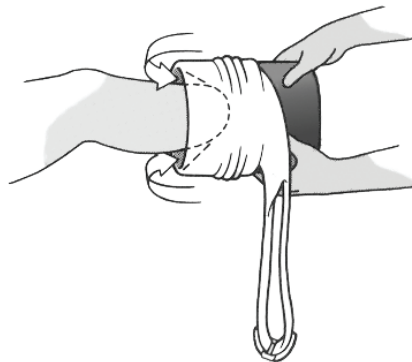
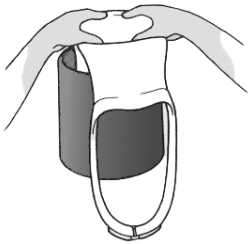
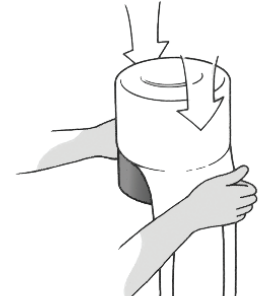
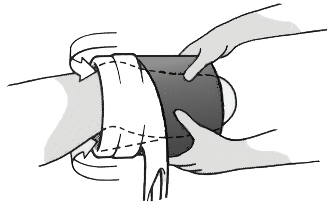
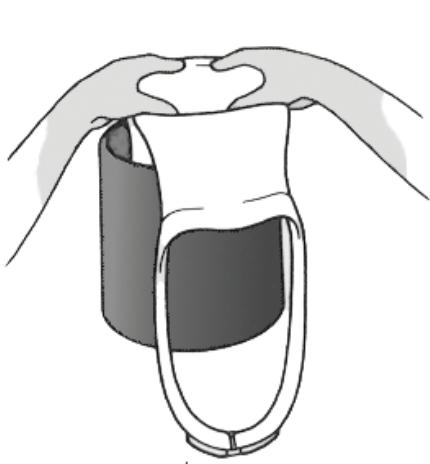


DAW EDEMA REDUCING SYSTEM



SECTION 1.4

SECTION

PAGES

1.4 DAW Edema Reducing System™	01
• 1.4A DAWReducers™	02
• AK DAWReducers™	02
• BK DAWReducers™	02
• 1.4B DAW'NER™	02





**BK Edema Reduction
Mid-Thigh,**

use

BK-DAWReducer

(See page "Section 1.4A p.04")



**DAW
INDUSTRIES**

© Copyright 2015, DAW Industries, San Diego, CA. All Rights Reserved.

Orders (800) 252-2828 • Technical Hotline (877) 242-2423 • www.daw-usa.com



AK

DAWREDUCER™

with WAIST BELT

PERFECT AK EDEMA REDUCTION IS KIND TO THE STITCHES!



L-CODE : L8460 – Prosthetic Shrinker, AK

CLAIM TO FAME

- An efficient and reliable method of reducing residual limb edema for AK extremity amputees.
- Guarantees, day after day, the optimum edema reduction.
- Eliminates the risk of improper bandaging.
- Supercedes and makes obsolete all other “stump shrinker” methods.
- Easily adjustable Suspension Belt included to prevent slippage.
- Very thin, yet very strong elastic material allows for custom modification.



The **DAWREDUCER** is easy to use even for arthritic hands. The contour-weave prevents medial chafing and abrasion problems. It always provides the right compression when properly fitted. Its special lining prevents downward slippage.

HOW TO ORDER

Stock #: **SSS-1AK-x**

x = size (Please Refer to Chart on Back)



**DAW
INDUSTRIES**

HOW TO DETERMINE THE RIGHT SIZE:

AK

DAWREDUCER™ SIZING



ABOVE KNEE

Take the circumference of the thigh (in inches) 2" below the ischial level – Find corresponding size on chart below:

	SIZE	2	3	4	5	6
<p>thigh</p>	AK THIGH circumference 2" below ischial level	15 in	17 in	19 in	21 in	24 in

HIGHLY RECOMMENDED
 To Apply, Don't Forget to Use the DAW'NER



See DAW'NER in Section 1.4B p.01



DAW INDUSTRIES



BK**DAWREDUCER™****with WAIST BELT****PERFECT BK EDEMA REDUCTION SHOULD NOT STOP AT THE KNEE!****CLAIM TO FAME**

- An efficient and reliable method of reducing residual limb edema for BK extremity amputees.
- The only BK reducer going all the way up the thigh.
- Guarantees, day after day, the optimum edema reduction.
- Eliminates the risk of improper bandaging.
- Supercedes and makes obsolete all other “stump shrinker” methods.
- Easily adjustable Suspension Belt included to prevent slippage.
- Very thin, yet very strong elastic material allows for custom modification.

L-CODE : L8440 + L5688

**Better Care,
Better L-Codes:**
L8440 Prosthetic Shrinker, BK
+
L5688 BK Waist Belt

The **DAWREDUCER** is easy to use even for arthritic hands. The contour-weave prevents medial chafing and abrasion problems. It always provides the right compression when properly fitted. It's special lining prevents downward slippage.

**HIGHLY
RECOMMENDED™**
DAWREDUCER™

Stock #: **SSS-1BK-x****HOW TO ORDER**

x = size (Please Refer to Chart on Back)

**DAW
INDUSTRIES**

HOW TO DETERMINE THE RIGHT SIZE:



BK

DAWREDUCER™ SIZING

BELOW KNEE

- 1) Take the circumference of the calf (or the greatest circumference of the residual limb taken below the knee). **THIS IS THE PRIMARY MEASUREMENT.**
- 2) For proper gradient pressure, verify that there will not be constriction on the thigh by making sure the thigh measurement (2" below ischial level) is within the acceptable range (in the chart below) for the selected calf measurement. If not, see "Custom designing" below.

Optional: Custom designing the DAWREDUCER

- a) Lay down flat the smaller of the two **DAWREDUCERS** (the patient's thigh measurement is larger than the acceptable range in the chart below).
- b) Lay down the **DAWREDUCER** that is the next size up (the patient's thigh measurement is within the acceptable range in the chart below) on top of the smaller reducer.
- c) Sew the bottom of the larger one in the shape of the smaller one. You now have created a custom **DAWREDUCER** with proper gradient pressure.

	SIZE	2	3	4	5	6
	BK PRIMARY MEASUREMENT					
	CALF or greatest circumference below knee	13 in (33cm)	14 ½ in (36cm)	15 ½ in (39cm)	16 ½ in (42cm)	17 ¾ in (45cm)
	THIGH circumference 2" below ischial level 74cm)	18 in to 22 ¾ in (46 to 58cm)	19 ½ in to 24 ¼ in (50 to 62cm)	21 ¼ in to 26 ¼ in (54 to 67cm)	22 ¾ in to 27 ½ in (58 to 70cm)	24 ½ in to 29 ¼ in (62 to



See DAW'NER in Section 1.4B p.01



DAW INDUSTRIES



DAW'NER™

EDEMA REDUCER

ULTIMATE CARE NON-STOP



CLAIM TO FAME

- No pulling of scarred tissues.
- Guarantees proper gradient pressure time after time.
- Eliminates the need of nightly “rebandaging”.
- Easy to use for arthritic hands.



The **DAW'NER** is the indispensable tool to apply the **DAWREDUCER** without disturbing the sensitive tissues of the new Amputee – By prestretching the Edema Reducer over the **DAW'NER**. The Residual Limb is introduced into the **DAW'NER** and the Edema Reducer softly slides into place without stretching or pulling the patient’s tissues.

HOW TO ORDER

Stock #:
LARGE
SSD-L
6" DIAMETER



DAW
INDUSTRIES

DAW'NER APPLICATION:

1 Insert **DAWREDUCER** inside **DAW'NER**.

2 With both hands stretch **DAWREDUCER** over upper edge of **DAW'NER**.

3 Pull **DAWREDUCER** down until the end is tight across top of **DAW'NER**.

4 Place residual limb in **DAW'NER**. Make sure suspension strap is on lateral side of leg.

5 Pull **DAW'NER** upward allowing Edema Reducer to slide onto leg.

6 Remove **DAW'NER** and adjust suspension strap around waist.



ULTIMATE CARE – NON-STOP:

DAW is proud to provide you with the ultimate edema reduction system, designed specifically to prepare your limb for the best prosthetic care.

IMPORTANT: This DAW'NER and DAWREDUCER must be prescribed and fitted by a Certified Prosthetist.



DAW
INDUSTRIES

