
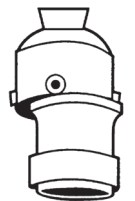
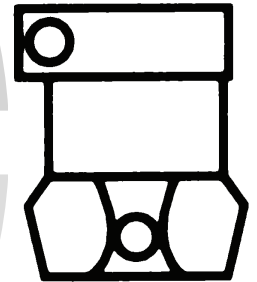
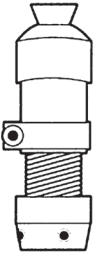

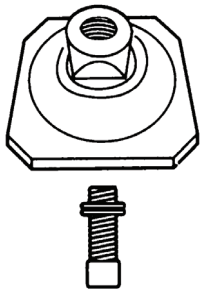
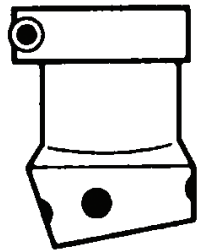
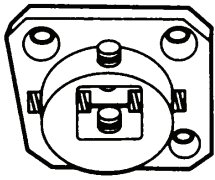


BK SYSTEMS

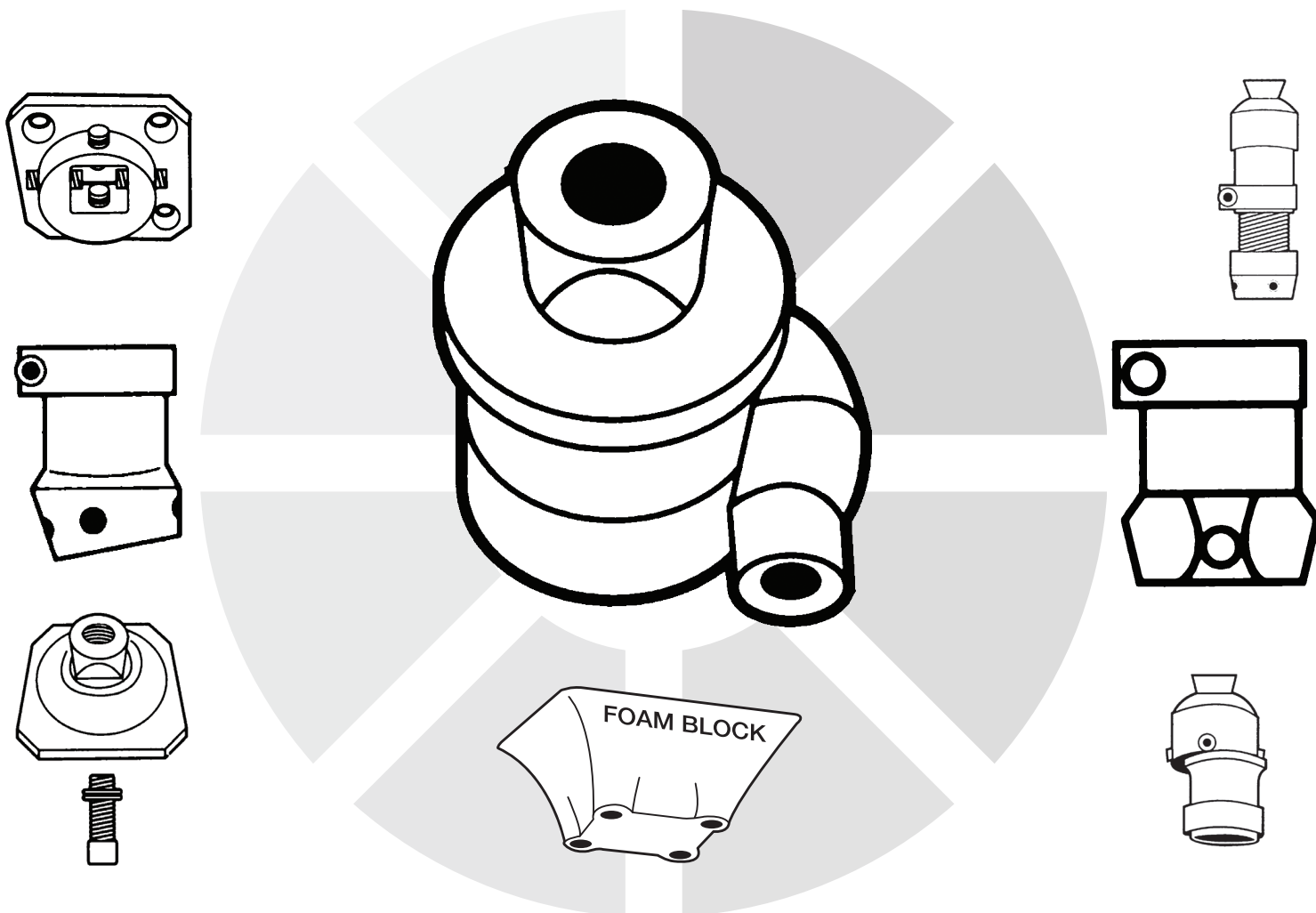


SECTION 4

SECTION	PAGES
4A ePAD	01 - 02
4B Socket Connectors & Alignment System	
• Selector Charts™	
• Selector Chart™ for Adult Alignable Systems	01
• Selector Chart™ for Adult Non -Alignable Systems	02
• Selector Chart™ for Child & Adolescent Systems	03
4C BK Socket Connectors Detail Specs	01 - 03
4D Selected BK Alignment Systems	
• BK ULTRA PYRAMID™ System	01 - 06



BK SYSTEMS




SECTION 4

SECTION	PAGES
4A ePAD	01 - 02
4B Socket Connectors & Alignment System	
• Selector Charts™	
• Selector Chart™ for Adult Alignable Systems	01
• Selector Chart™ for Adult Non -Alignable Systems	02
• Selector Chart™ for Child & Adolescent Systems	03
4C BK Socket Connectors Detail Specs	01 - 03
4D Selected BK Alignment Systems	
• BK ULTRA PYRAMID™ System	01 - 06



ALIGNMENT

THE SCIENCE



ePAD™
Electronic Precision Alignment Device

- ✓ ePAD Sensor Pad
- ✓ ePAD Weight Pad
- ✓ ePAD Self Leveling Laser

Today's Biomechanics show that efficient Prosthetic alignment must be based on the center of the Acetabulum and not the Greater Trochanter. Using the TKA vs the AKA (Acetabulum, Knee, Ankle) guarantees an overly stable alignment which translates into substantial variations in Gait Pattern and Energy Consumption.

The ePAD allows cost effective precise location of the Center of the Acetabulum in both Sagittal and Coronal Planes. By precisely locating the true point of origin of the Ground Reaction Force (GRF) while ensuring equal weight bearing the ePAD points out the true location of the Acetabulum.

Applying this knowledge together with advanced polycentric technology will provide Amputees with an efficient and secure anatomical gait.



DAW
INDUSTRIES

ePAD: The Electronic Precision Alignment Device

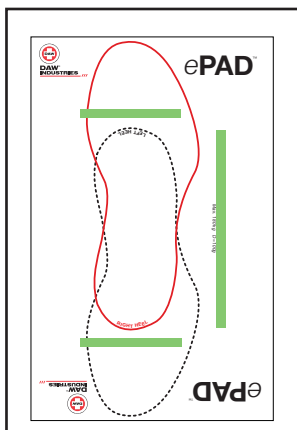
What does it do?

For any force applied to the ground there is an equal and opposite force. This force is termed the Ground Reaction Force (GRF). In the case of the foot on the ground, it is the summation of all the forces applied by the foot to the ground. The GRF is a vector, it has a point of origin and a direction.

The ePAD Sensor Pad shows precisely where the “point of origin” of the GRF vector is located in Sagittal and Coronal Planes. In neutral Stance, when placed at the “point of origin” the vertical line produced by the self leveling laser goes through the exact location of the center of the acetabulum. It would be impossible to locate with precision without the ePAD. Efficient prosthetic alignment requires the proper positioning of the knee and ankle in relation to the center of the acetabulum.

The Weight Pad ensures even weight bearing on both legs, which is essential for an accurate assesment of the GRF Vector.

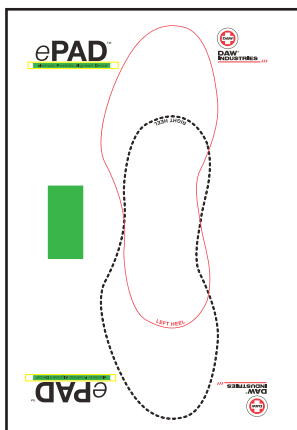
Box Contents:



ePAD Sensor Pad



ePAD Laser



ePAD Weight Pad



Charging Converter with Micro USB



SELECTOR CHART™



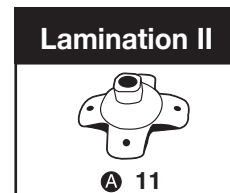
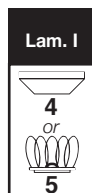
BK

ADULT ALIGNABLE SYSTEMS

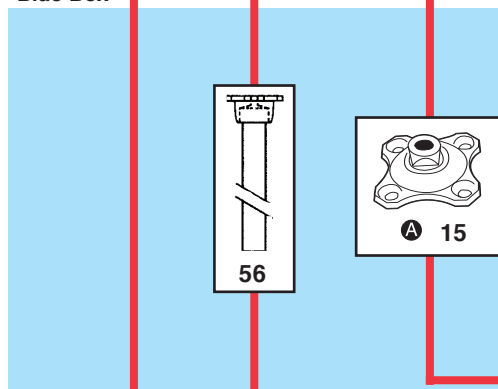
- A** = Angular Adjust
- R** = Rotation
- S** = Slide Adjust
- A** = Aluminum Alloy
- AA** = Aerospace Aluminum
- F** = Foam
- G** = Graph-Lite™
- P** = Plastic
- S** = Stainless
- T** = Titanium
- W** = Wood

STOCK NUMBERS

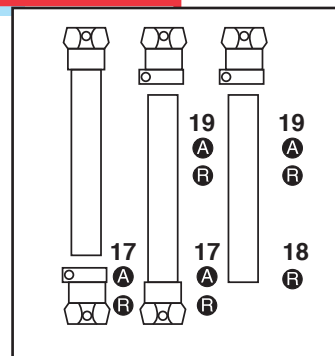
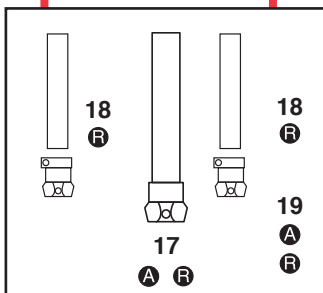
- Ø. RB-T
- 4. RSC-FB..... **F**
- 5. TSC-BX..... **AA**
- 11. GUPT-MLAM..... **T**
- 15. GUPT-M4H..... **T**
- 17. GUPT-FPLYON-8 **T**
- GUPT-FPLYON-12 .. **T**
- GUPG-FPLYON-8.... **G**
- GUPG-FPLYON-12.. **G**
- 18. GUPG-PLYON-8..... **G**
- GUPG-PLYON-12.... **G**
- TTT-17 **A**
- 19. GUPT-FCLAMP **T**
- 33. TPG-ØMFC..... **G**
- 35. TAJ-Ø1..... **AA**
- 37. TFF-Ø1XXR/L **F**
- 42. GPP-ØØ **P**
- 44. GUPT-SACH1ØM **T**
- 45. GUPT-SACH8M..... **T**
- 46. TGA-ØØ **G**
- 48. TAJ-ØØ **AA**
- 50. TFF-ØØXXR/L..... **F**
- 51. TAJ-CLNUTXXX*.... **AA**
- 52. TAJ-CLØØ2XXX* ... **AA**
- 53. TAJ-MPYRNUTXXX* **AA**
- 54. TAJ-MPYRØØ2XXX* **AA**
- 55. TPP-ØØ..... **P**
- 56. TFF-RHYTHMFOOTXX **F**
- TFF-RHYSHELLXXR/L **F**



"Blue Box"

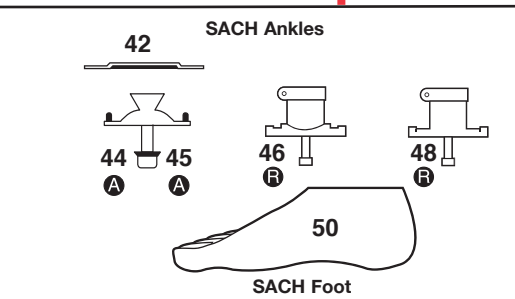
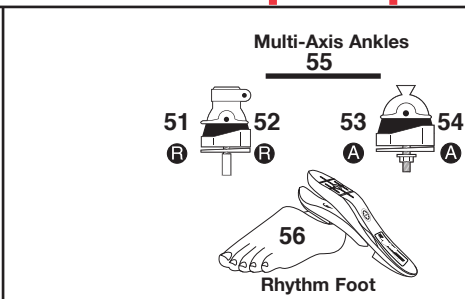
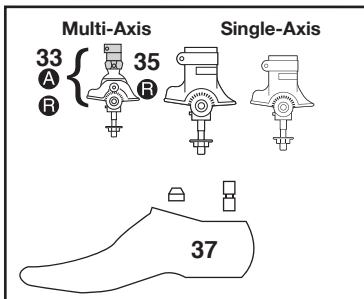


Opt. Distal Attachments for TSK-HØØØ & TK-HØØØ



* Patients up to 130 lbs (60 kg) xxx = Ø6Ø
 " " " 175 lbs (80 kg) xxx = Ø8Ø
 " " " 220 lbs (100 kg) xxx = 1ØØ

xx = size



DAW INDUSTRIES

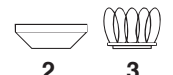
SELECTOR CHART™

BK

ADULT NON-ALIGNABLE SYSTEM


- A** = Angular Adjust
- R** = Rotation
- S** = Slide Adjust
- A** = Aluminum Alloy
- AA** = Aerospace Aluminum
- F** = Foam
- G** = Graph-Lite™
- P** = Plastic
- S** = Stainless
- T** = Titanium
- W** = Wood

Lamination III

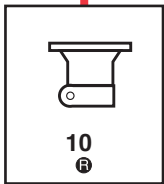


2 3

Thermoplastic



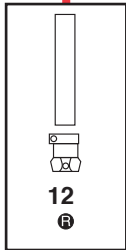
7

10
R



11
R


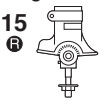
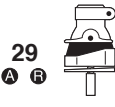
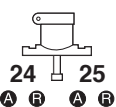
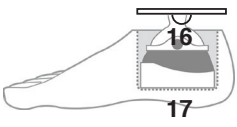

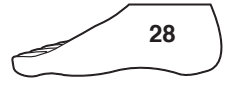


12
R

STOCK NUMBERS

- 2. TWB-Ø4
- 3. TSC-BX..... AA
- 7. TSC-T AA
- 10. TGB-Ø..... G
- TTB-1 AA
- 11. TGB-ØT..... G
- 12. GUPG-PLYON-8 G
- GUPG-PLYON-16 G
- TTT-17..... A
- 14. TGA-ØM..... G
- 15. TAJ-Ø1..... AA
- 16. TPP-Ø1G..... P
- 17. TFF-Ø1XXR/L F
- 29. TAJ-CLNUTXXX* AA
- 30. TAJ-CLØØ2XXX* AA
- 31. TPP-ØØ..... P

* Patients up to 130 lbs (60 kg) xxx = Ø6Ø
 " " " 175 lbs (80 kg) xxx = Ø8Ø
 " " " 220 lbs (100 kg) xxx = 1ØØ
 xx = size

<p>Multi-Axis</p>  <p>14 R</p>	<p>Single-Axis</p>  <p>15 R</p>	<p>Multi-Axis Ankles</p> <p>31</p>  <p>29 30 A R A R</p>	<p>SACH Ankles</p>  <p>24 25 26 A R A R R</p>
 <p>16 17</p>			
		 <p>28 SACH Foot</p>	



DAW INDUSTRIES



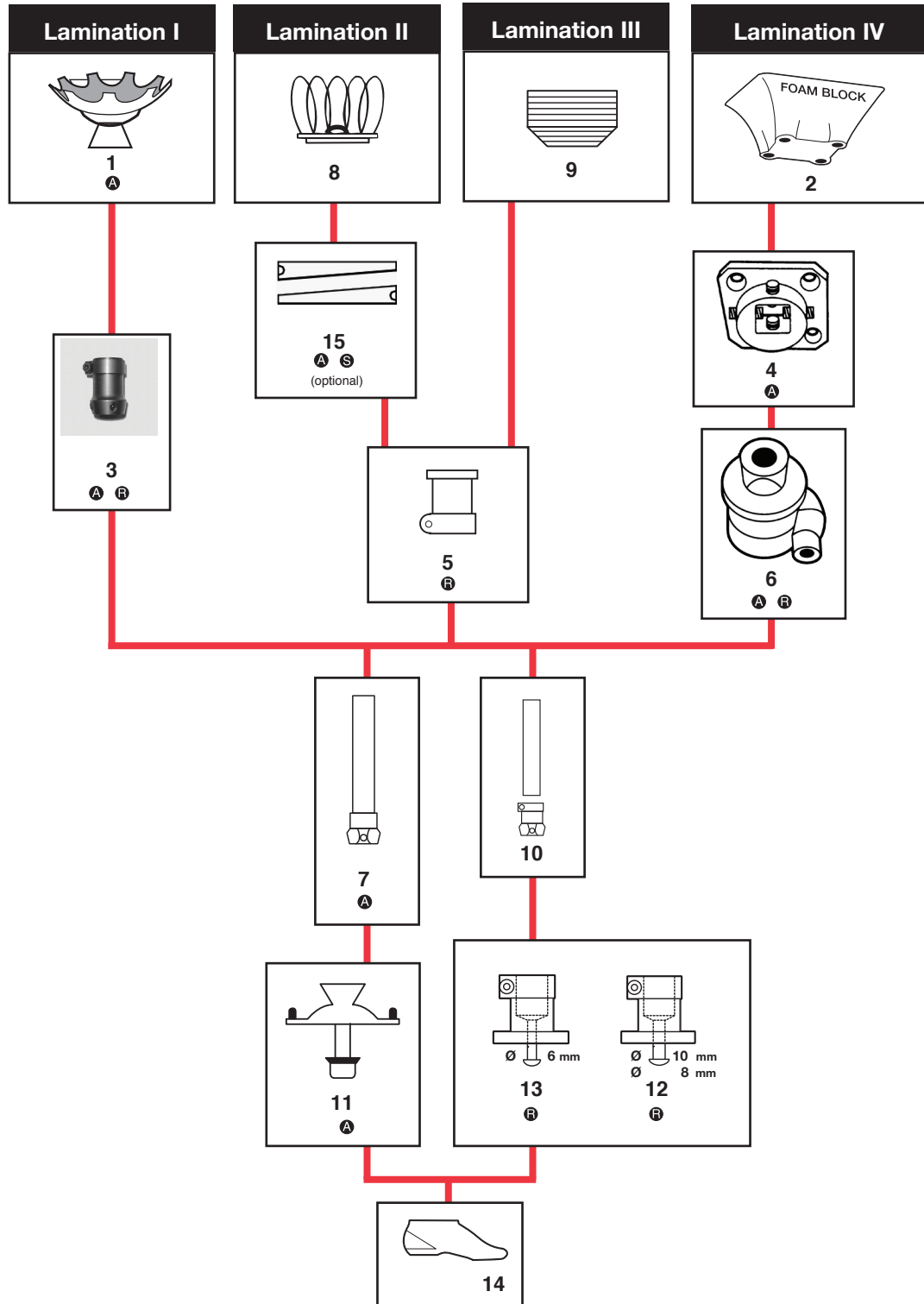
BK

SELECTOR CHART™

CHILD & ADOLESCENT SYSTEMS

STOCK NUMBERS

- 1. GUPAC-MLAM A
- 2. GUPC-FB F
- 3. GUPAC-FCLAMP ... A
- 4. GUPAC-F4H A
- 5. TGC-Ø A
- 6. GUPAC-MCLAMP .. A
- 7. GUPAC-FPLYON-6 P
- 8. TSC-WC A
- 9. TWB-C W
- 10. TTC-15 (15 IN) A
- 11. GUPAC-SACH-8M A
- 12. TAC-ØA (Ø 10MM) A
- TAC-ØW (Ø 8MM) A
- 13. TAC-Ø Ø (Ø 6MM) A
- 14. TFF-ØCXRR/L F
- 15. TWP-C2 P



(A) = Angular Adjust
(R) = Rotation
(S) = Slide Adjust
(A) = Aluminum Alloy
(AA) = Aerospace Aluminum
(F) = Foam
(G) = Graph-Lite™
(P) = Plastic
(S) = Stainless
(T) = Titanium
(W) = Wood



DAW INDUSTRIES



BK SOCKET CONNECTORS DETAIL SPECS

CONNECTOR #	PICTURE								ADDITIONAL DETAIL INFO.
GUPA-AP4H-ML4H		S	A	10¾ oz (308 g)	¾ in (2 cm)	4 THREADED (6 mm)	4 THREADED (6 mm)		N/A
GUPAC-F4H		A R	A	1½ oz (42 g)	¾ in (2 cm)		4 UNTHREADED		See Selector Chart "Section 4C, p.02"
GUPAC-FCLAMP		A R	A	1⅝ oz (48 g)	2⅜ in (5.5 cm)	Ø 22mm			See Selector Chart
GUPAC-MCLAMP		A R	A	1¾ oz (50 g)	1¼ in (3.3 cm)	Ø 22mm			See Selector Chart "Section 4C, p.02"
GUPAC-MLAM		A	A	1¼ oz (38 g)	¾ in (10 mm)	LAM.			See Selector Chart "Section 4C, p.02"
GUPC-FB		N/A	F	3⅞ oz (112 g)	1⅞ in (3.1 cm)	LAM.	4 THREADED	Lowest of Layup or	Foam Block
GUPT-F4HROT		A R	T	2⅞ oz (84 g)	¾ in (1.6 cm)		4 UNTHREADED (6 mm)		N/A
GUPT-FCLAMP		A R	T	2⅞ oz (70 g)	1⅜ in (4.7 cm)		Ø 30mm		See Selector Chart "Section 4C, p.04"
GUPT-M4H		A	T	2 oz (60 g)	½ in (1.2 cm)		4 UNTHREADED (6 mm)		See Selector Chart "Section 4C, p.04"
GUPT-MCLAMP		A R	T	2¼ oz (78 g)	1⅞ in		Ø 30mm		N/A
GUPT-MLAM		A	T	1¾ oz (52 g)	⅞ in (1.1 cm)	LAM.		Lowest of Layup or	See Selector Chart "Section 4C, p.04"
G4H-SCREWNUTSET		N/A	S	¾ oz (22 g)	N/A	6 mm flathead screw (14 mm) (Set of 4)	6 mm flathead nuts (Set of 4)		To attach 2 female unthreaded connectors

SYMBOL LEGEND™

		ATTACHMENT METHOD		
A = Aluminum Alloy AA = Aerospace Aluminum G = Graph-Lite™	S = Stainless T = Titanium F = Foam	W = Wood	A = Angular Adjust R = Rotation S = Slide Adjust	1 = 1 Center Hole 4 = Euro 4-Hole Ø 30mm = 30mm Clamp Ø 30mm = 30mm Pylon LAM. = Lamination Thermoplastic
			= Applied Height	= Weight



DAW INDUSTRIES

BK SOCKET CONNECTORS DETAIL SPECS

CONNECTOR #	PICTURE								ADDITIONAL DETAIL INFO.
TBC-Ø			A	2½ oz (60 g)	1 11/16 in (4.3 cm)	 UNTHREADED (3/8 SAE)			See Selector Chart "Section 4C, p.02"
TGB-Ø			G	4 oz (114 g)	2 in (5.7 cm)	 UNTHREADED (6 mm)			See Selector Chart
TGB-ØT			G	6 oz (174 g)	12¼ in (31 cm)	 UNTHREADED (6 mm)			See Selector Chart "Section 4C, p.04"
TKC-SA		 	AA	4¼ oz (122 g)	¾ in (1.9 cm)	 UNTHREADED (6 mm)	 THREADED (7/16 SAE)		N/A
TSC-BX		N/A	AA	2½ oz (72 g)	¾ in (10 mm)		 THREADED (6 mm)		See Selector Chart "Section 4C, p.08a"
TSC-PSD			AA	1½ oz (46 g)	¼ in	 UNTHREADED (6 mm)	 THREADED (7/16 SAE)		N/A
TSC-PSDS			S	3 oz (88 g)	¾ in (4 mm)	 UNTHREADED (6 mm)	 THREADED (7/16 SAE)		N/A
TSC-T		N/A	AA	1⅞ oz (54 g)	5/16 in (8 mm)		 THREADED (6mm)		See Selector Chart "Section 4C, p.04"
TSC-WC		 	AA	2¼ oz (66 g)	¾ in (2 cm)		 THREADED (3/8 SAE)	Child 	See Selector Chart "Section 4C, p.02"
TTB-1			AA	5⅝ oz (162 g)	2⅝ in (6 cm)		 UNTHREADED (6 mm)		N/A
TWB-Ø4			W	17¼ oz (500 g) <i>Untrimmed</i>	2½ oz (6.3 cm) <i>Untrimmed</i>		 THREADED (7/16 SAE) THREADED (6 mm)		See Selector Chart "Section 4A, p.02"
TWB-C		 	W	2⅝ oz (68 g) <i>Untrimmed</i>	1⅜ oz (3.1 cm) <i>Untrimmed</i>		 THREADED (3/8 SAE)	Child 	See Selector Chart "Section 4C, p.02"

SYMBOL LEGEND™














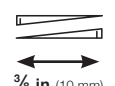




		ATTACHMENT METHOD		
A = Aluminum Alloy	S = Stainless	W = Wood		
AA = Aerospace Aluminum	T = Titanium			
G = Graph-Lite™	F = Foam			
	S = Slide Adjust			




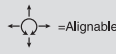


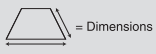


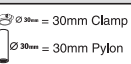

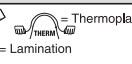



DAW
INDUSTRIES



BK SOCKET CONNECTORS DETAIL SPECS

CONNECTOR #	PICTURE								ADDITIONAL DETAIL INFO.
TWP-A2A	 2 7/16 in (62 mm)			2 1/8 oz (62 g)	2 11/16 in (68 mm)	 UNTHREADED (7/16 SAE)	 UNTHREADED (7/16 SAE)		N/A
TWP-C2	 3/8 in (10 mm)		NYLON	3/8 oz (10 g)	5/16 in (8.8 mm)	 UNTHREADED (3/8 SAE)	 UNTHREADED (3/8 SAE)	 Child Level I Adult	See Selector Chart "Section 4C, p.02"

SYMBOL LEGEND™

Material		Alignable	ATTACHMENT METHOD		Dimensions
 = Material	 = Alignable	 = Top	 = Bottom	 = Dimensions	
A = Aluminum Alloy AA = Aerospace Aluminum G = Graph-Lite™	S = Stainless T = Titanium F = Foam	A = Angular Adjust R = Rotation S = Slide Adjust	 = 1 Center Hole  = Euro 4-Hole	 = 30mm Clamp  = 30mm Pylon  = Thermoplastic  = Lamination	 = Applied Height  = Weight



DAW
INDUSTRIES



ULTRA PYRAMID™



SYSTEM OVERVIEW

BK

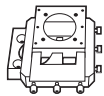
CHILD & ADOLESCENT:



SELECTOR CHART: Section 4C p.02

PYRAMID DETAILED SPECS: Section 4C p.03

ADULT:



TOOLS: Section 10.4 p.01

SELECTOR CHART: Section 4C p.04

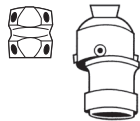
KITS

BK KITS: Section 4C p.14



PYRAMID SOCKET INSERTS: Section 4C

- Thermoplastic Socket Inserts “ p.05



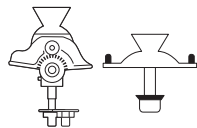
BOTTOM OF SOCKET CONNECTORS: Section 4C

- Connectors with Euro 4-Hole Pattern “ p.05



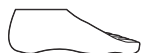
PYLONS: Section 5A

- Adjustable Height “ p.05



PYRAMID ANKLES: Section 4C

- SACH Ankle Adult “ p.06
- Multi-Axis “ p.06
- SYMES Attachment Section 6A p.03



FEET: Section 7A p.01



SELECTOR CHART™

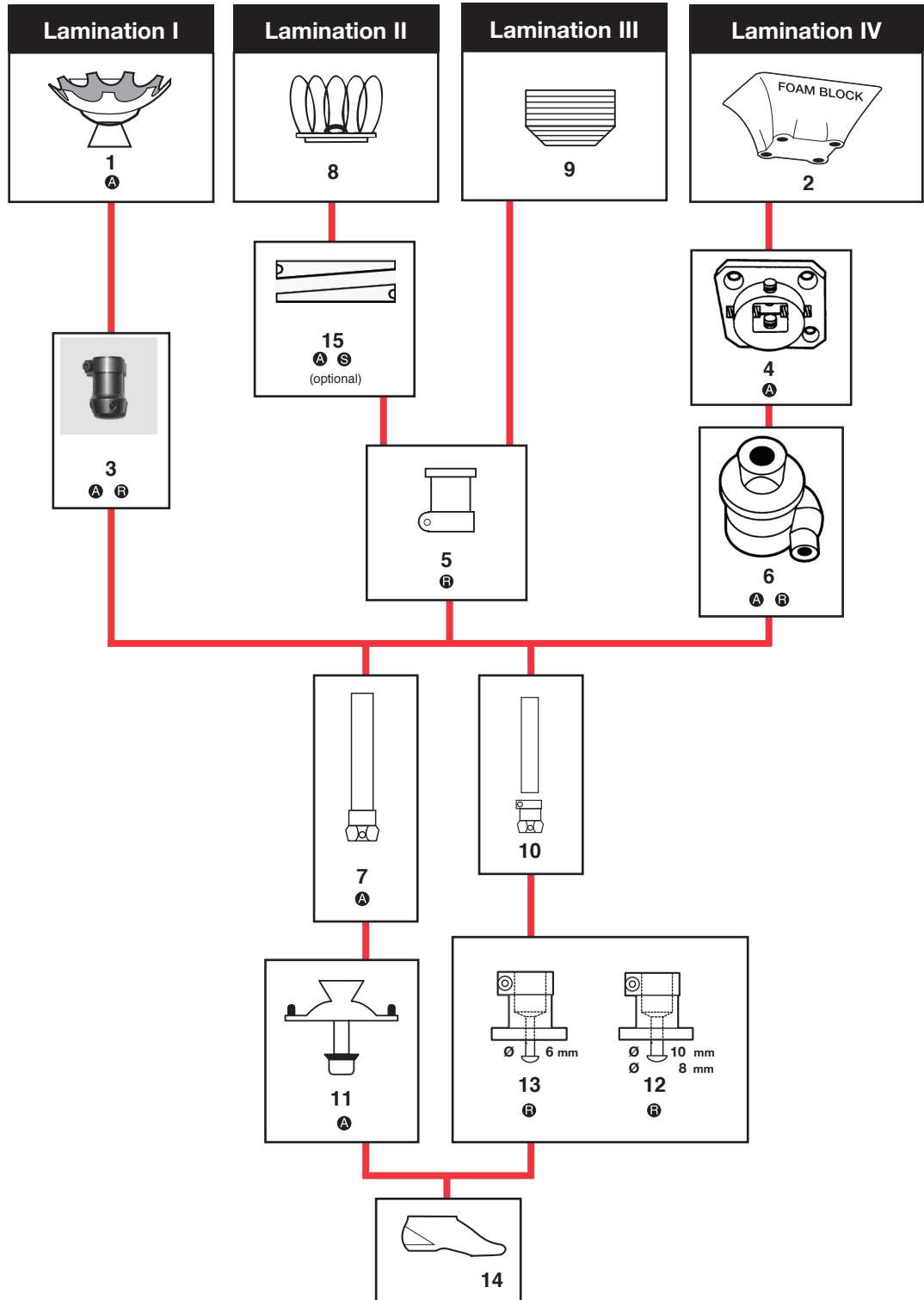


BK

CHILD & ADOLESCENT SYSTEMS

STOCK NUMBERS

- 1. GUPAC-MLAM A
- 2. GUPC-FB F
- 3. GUPAC-FCLAMP ... A
- 4. GUPAC-F4H A
- 5. TGC-Ø A
- 6. GUPAC-MCLAMP .. A
- 7. GUPAC-FPLYON-6 P
- 8. TSC-WC A
- 9. TWB-C W
- 10. TTC-15 (15 IN) A
- 11. GUPAC-SACH-8M A
- 12. TAC-ØA (Ø 10MM) A
- TAC-ØW (Ø 8MM) A
- 13. TAC-Ø Ø (Ø 6MM) A
- 14. TFF-ØCXXR/L F
- 15. TWP-C2 P



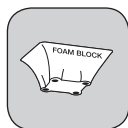
A	= Angular Adjust
R	= Rotation
S	= Slide Adjust
A	= Aluminum Alloy
AA	= Aerospace Aluminum
F	= Foam
G	= Graph-Lite™
P	= Plastic
S	= Stainless
T	= Titanium
W	= Wood



DAW
INDUSTRIES

BK CHILD & ADOLESCENT SYSTEM

Maximum Child Weight: 100lb (45 kg)



Stock Number							
GUPC-FB	F	LAM	THREADED (6mm)		3⁷/₈ oz (112 g)	1³/₁₆ in (3 cm)	N/A



Stock Number							
GUPAC-MLAM	A	LAM			1¹/₄ oz (38 g)	3⁸/₁₆ in (.9 cm)	A



Stock Number							
GUPAC-F4H	A		UNTHREADED (6mm)		1¹/₂ oz (42 g)	3⁴/₁₆ in (2 cm)	A




Stock Number							
GUPAC-FCLAMP	A	Ø 22mm			1⁵/₈ oz (48 g)	2³/₁₆ in (5.5 cm)	A R



Stock Number							
GUPAC-MCLAMP	A		Ø 22mm		1³/₄ oz (50 g)	1³/₁₆ in (3 cm)	A R



Stock Number							
GUPAC-SACH-8M	A		8mm Foot Bolt		2³/₈ oz (67 g)	3⁴/₁₆ in (2 cm)	A



Stock Number							
TTC-15	A	Ø 22mm	Ø 22mm		5 oz (144 g)	15 in (38 cm)	R



Stock Number							
GUPAC-FPYLON-13	A	Ø 22mm			6 1/4 oz (177 g)	13 in (33 cm)	A

SYMBOL LEGEND™

		ATTACHMENT METHOD				
A = Aluminum Alloy	A = Angular Adj.				80 lb (36 kg)	220 lb (100 kg)
AA = Aerospace Aluminum	R = Rotation				120 lb (54 kg)	243 lb (110 kg)
F = Foam	S = Slide Adjust				165 lb (75 kg)	250 lb (113 kg)
G = Graph-Lite™					200 lb (90 kg)	high activity



DAW INDUSTRIES



ULTRA PYRAMID

SELECTOR CHART™



BK

ADULT ALIGNABLE SYSTEMS

- A** = Angular Adjust
- R** = Rotation
- S** = Slide Adjust
- A** = Aluminum Alloy
- AA** = Aerospace Aluminum
- F** = Foam
- G** = Graph-Lite™
- P** = Plastic
- S** = Stainless
- T** = Titanium
- W** = Wood

STOCK NUMBERS

- 1. TSC-T AA
- 5. TSC-BX AA
- 11. GUPT-MLAM T
- 15. GUPT-M4H T
- 16. TGB-Ø G
- 17. GUPT-FPLYON-8 T
- GUPT-FPLYON-12.. T
- GUPG-FPLYON-8 ... G
- GUPG-FPLYON-12.. G
- GUPA-FPLYON-8.... A
- GUPA-FPLYON-12.. A
- GUPS-FPLYON-8.... S
- GUPS-FPLYON-12.. S
- 18. TTT-17 A
- 19. GUPT-FCLAMP T
- 34. TGA-ØM G
- 35. TAJ-Ø1 AA
- 37. TFF-Ø1XXR/L F
- 42. GPP-ØØ P
- 44. GUPT-SACH1 ØM ... T
- 45. GUPT-SACH8M T
- 51. TAJ-CLNUTXXX* ... AA
- 52. TAJ-CLØØ2XXX* ... AA
- 53. TAJ-MPYRNUTXXX* AA
- 54. TAJ-MPYRØØ2XXX* AA
- 55. TPP-ØØ P

Thermo II

1

Lam. I

5

Lamination II

A 11

"Blue Box"

Opt. Distal Attachments for TGA-1HØØ & TK-1HØØ

18

17

19

* Patients up to 130 lbs (60 kg) xxx = Ø60
 " " " 175 lbs (80 kg) xxx = Ø80
 " " " 220 lbs (100 kg) xxx = 100
 xx = size

Multi-Axis

34

Single-Axis

35

36

37

Multi-Axis Ankles

55

51 52 53 54

40

Dynamic Response

SACH Ankles

42


44 45

SACH Foot



DAW INDUSTRIES

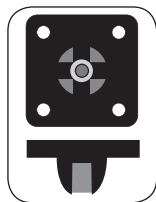
THERMOPLASTIC SOCKET INSERTS



Stock Number							
TSC-T	AA	Ø 7 cm	4 THREADED (6mm)	2 1/2 oz (74 g)	9/32 in (7 mm)	H	

CONNECTORS WITH EURO 4-HOLE PATTERN

Male Pyramid




Stock Number							
TGP-M4	G		4 UNTHREADED (6mm)	3 oz (86 g)	1 in (2.4 cm)	H	A

Female Pyramid



Stock Number							
GUPT-F4H	T		4 UNTHREADED (6mm)	2 7/8 oz (84 g)	5/8 in (1.6 cm)	●	A
GUPS-F4H	S		4 UNTHREADED (6mm)	3 oz (86 g)	5/8 in (1.6 cm)	◐	A

Female Pyramid with Rotation



Stock Number							
GUPT-F4HROT	T		4 UNTHREADED (6mm)	2 1/8 oz (62 g)	5/8 in (1.6 cm)	●	A B
GUPS-F4HROT	S		4 UNTHREADED (6mm)	4 1/4 oz (124 g)	5/8 in (1.6 cm)	◐	A B



DAW
INDUSTRIES




PYRAMID ANKLES

SACH Ankle with 10mm Foot Bolt



Stock Number			<td></td> <td></td> <td></td> <td></td>				
GUPT-SACH10M	T		10 mm	2 1/2 oz (71 g)	1 in (2.6 cm)		A



Stock Number			<td></td> <td></td> <td></td> <td></td>				
TGP-00	G		10 mm incl.	3 1/2 oz (99 g)	1 in (2.6 cm)	H	A



MUST BE USED WITH EITHER TGP-FC OR TGP-F4

SACH Ankle with 8mm Foot Bolt



Stock Number			<td></td> <td></td> <td></td> <td></td>				
GUPT-SACH8M	T		8 mm incl.	2 1/8 oz (60 g)	7/8 in (2.2 cm)		A

Multi-Axis Ankle

Can be used with any SACH Foot or Rhythm Foot™



Stock Number			<td></td> <td></td> <td></td> <td></td>				
TAJ-MPYR^{XXX}*	AA			11 1/8 oz (318 g)	2 5/8 oz (6.2 cm)		A R
TAJ-MPYR002^{XXX}*				10 7/8 oz (318 g)			

* Patients up to 130 lbs (60 kg) xxx = 060
 " " " 175 lbs (80 kg) xxx = 080
 " " " 220 lbs (100 kg) xxx = 100

SYMBOL LEGEND™

Material	Alignable	ATTACHMENT METHOD		Dimensions	Maximum Patient Weight
A = Aluminum Alloy AA = Aerospace Aluminum F = Foam G = Graph-Lite™ P = Plastic S = Stainless Steel T = Titanium W = Wood	A = Angular Adj. R = Rotation S = Slide Adjust	1 = 1 Center Hole 4 = Euro 4-Hole 30mm = 30mm Pylon	Clamp Male Pyr. Female Pyr. Lamination Thermoplastic	Ht. = Ht. WL = WL Dia. = Dia. Applied Ht. or Thickness Circ. = Circ.	80 lb (36 kg) 120 lb (54 kg) 165 lb (75 kg) 200 lb (90 kg) 220 lb (100 kg) 243 lb (110 kg) 250 lb (113 kg) high activity



DAW INDUSTRIES