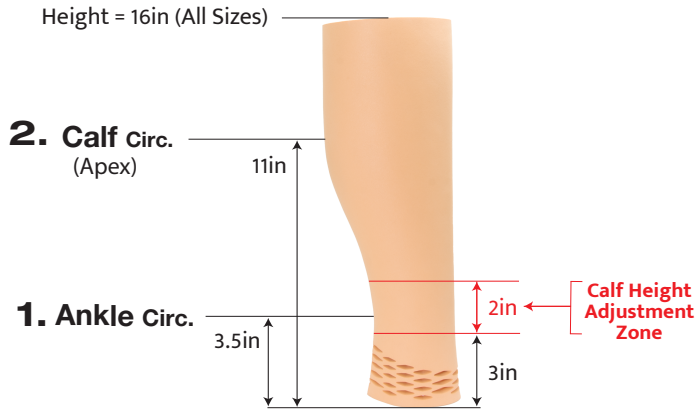
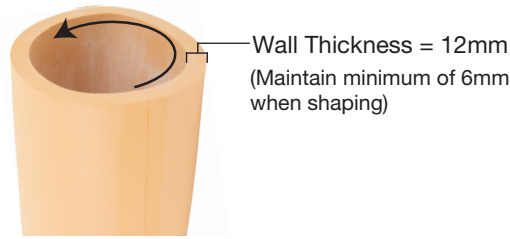


Ordering Chart

SNAP-COVER™ BK



3. Socket Circ.




4.



VIDEO

Snap Cover™ BK
(1:40 minutes)



Tips on Selecting Size	SIZES →	XS	SMALL	MEDIUM	LARGE	XL
1. Select Size Based on Ankle Circumference: You cannot add foam to the ankle. Keep in mind, you can sand down the ankle, & perforated section, up to 3/4 inches in circumference.	Ankle Circ. (Unadjusted)	<u>9</u> (22.5cm)	<u>9 1/2</u> (23.75cm)	<u>10</u> (25.4cm)	<u>10 1/2</u> (26.7cm)	<u>11 1/4</u> (28.6cm)
			*Sand Down Ankle Circumference up to 3/4in (1.8cm)			
2. Verify Calf Circumference: You can sand down the calf up to 1 1/2 inches in circ. Layers of Silken-Foam™ can be added to the inside or outside of the Snap-Cover to achieve any desired calf circumference.	Calf Circ. (Unadjusted)	<u>13 1/4</u> (33.6cm)	<u>14</u> (35.5cm)	<u>15</u> (38.1cm)	<u>15 3/4</u> (40cm)	<u>16 3/4</u> (42.5cm)
			*Sand Down Calf Circumference up to 1 1/2in (3.75cm)			
3. Verify Socket Circumference: Verify your socket circumference is within the recommended range. If not, there is an easy way to do it! Call our technical team at (800)252-2828.	Recommended Socket Circ. (At Tibial Crest)	10 7/8 - 13 3/4 in (27 - 34cm)	11 1/2 - 14 1/2 in (28.8 - 36.25cm)	12 3/8 - 15 1/2 in (31 - 38.75cm)	13 5/8 - 16 1/4 in (34 - 40.6cm)	14 1/4 - 17 1/4 in (35.6 - 43cm)
4. Snap-Cover BK Fits Flush on DAW Foot Shell: Also works with non-DAW Foot Shells. Minimize blending by using DAW K2 Feather-lite™ or K3 Pro-Action™ Feet.	Fits Flush on Top of DAW Foot Shell Size:	22 - 24cm	23 - 25cm	24 - 26cm	25 - 27cm	26 - 28cm
	Stock # Left: Right:	TFC-DFBXSL TFC-DFBXSR	TFC-DFBSL TFC-DFBSR	TFC-DFBML TFC-DFBMR	TFC-DFBLL TFC-DFBLR	TFC-DFBXLL TFC-DFBXLRL